



BHARATBENZ

PROFIT
TECHNOLOGY 

LEAD THE CHANGE

WITH **2823R (6x2)**



Bharat6



Your BharatBenz comes with a pool of best in class features

Safety

- **Rear Camera:**
State-of-the-art technology that aids in safer and faster reversing.
- **Driver State Monitoring System (Auxiliary):**
Identifies and alerts drivers from falling asleep or being distracted at the wheel.
- **Seatbelt Reminder:**
Ensures superior safety to the occupants.
- **Diffuser Tailpipe:**
Helps in exhaust temperature management and reduction of dust throw.
- **Daytime Running Lamp:**
Ensures vehicle visibility during daytime as well.

Comfort

- **Heating, Ventilation & AC (HVAC):**
High throw air conditioning and climate control for all extreme weathers.
- **Air Suspended Seat (Auxiliary):**
Ensures maximum driving comfort even on in rugged terrains.
- **Music System:**
For entertainment and information on the go.
- **Power Windows:**
Windows that can be raised or lowered just with the press of a button.
- **Central Locking:**
Locks the whole cabin with just a flick of the driver-side lock handle.
- **Static Steering:**
Enables easier maneuverability during tight turns.



INTERWHEEL DIFFERENTIAL LOCK

Avoids the wheel spinning on slushy roads, enabling faster trip turnaround time.



TURBOCHARGER

High boost turbocharger ensures the perfect blend of air and fuel mixture, thus reducing fuel consumption.



LONGER SERVICE INTERVALS

Ensures minimised number of visits to the dealership thus reducing cost of maintenance.




FUEL THEFT PROTECTION MESH

A meshed grill is placed at the mouth of the fuel tank to prevent any fuel theft between trips.



ENGINE OVERRUN BUZZER

The inbuilt buzzer system detects engine overspeeding resulting from sudden downshifting of gears (lower than the recommended shift) and provides an acoustic alarm to alert the driver. This helps prevent engine damage.



G85 WITH IMPROVED GEAR RATIO

Improved gear ratios to ensure higher torque and better gradeability.



ANTI-ROLL BAR (AS APPLICABLE FOR THE WHEELBASE)

The anti-roll bar increases vehicle stability on application with high centre of gravity. This improves driving confidence and safety especially during cornering at high speeds.



POWER REDUCTION (PR) COMPRESSOR

The new optimized compressor operates based on the engine duty cycle to ensure better fuel efficiency.



3 PIECE BUMPER

In the event of collision, only the damaged part has to be replaced. Thus reducing the maintenance cost.



LONG LASTING CABIN PAINT

With 800 hours of UV testing done for better cabin paint reliability.



ENGINE

Designed for higher efficiency, longer life and maximum power with optimal fuel consumption to enable you to maximize your revenues.



THICKER AND DURABLE FRAME

With 7mm thick frame. With high strength steel (BSK46) for ensuring to periods durability and reliability.



ELECTRONIC BRAKE FLAP

Electronically controlled system that accurately controls the exhaust brake flap to ensure efficient thermal management within the engine thereby improving fuel efficiency



GEAR SHIFT ADVISORY

Provides up/down indication of the gear shift to ensure optimal operation of the vehicle.



ENGINE BRAKE

When the engine brake is on, the constant throttle valve and the butterfly valve work in tandem to save fuel, reduce brake wear and make driving in downhill operations safer.



ADVANCED AERODYNAMIC CABIN

Offers the lowest air drag.



SOFT CRUISE

Improved cruise control that not only ensures better driver comfort but also provides improved fuel efficiency through intelligent gradient monitoring.



TILT AND TELESCOPIC STEERING

The tilt/telescopic feature allows the driver to adjust the steering wheel to suit their driving posture.

Designed to Deliver.

The major applications suitable for BharatBenz 2823R include the below mentioned:



Petroleum Tankers



Parcel & Logistics




E-Commerce



Market Load



Construction Materials



Fisheries



Non - POL Tankers



Agri Goods



White Goods



Cement



Two Wheeler Carrier



Reefer



Auto Parts

Vehicle Dimension

Wheelbase (mm)	5175	5775	6375	6375
Cabin	Sleeper	Sleeper	Sleeper	Compact Sleeper
Loading Span (ft)/ Loadbody cpc (Cu.m)	24ft	28ft	31ft	32ft
Overall Length (mm)	9892	11092	11992	11992
Overall Width (mm)	2490	2490	2490	2490
Overall Height (mm) (CBC)	2849	2942	2849	2849
Front Overhang (mm)	1485	1485	1485	1485
Rear Overhang (mm)	2557	3157	3457	3457
Ground Clearance (mm)	226	226	226	226

Engine

Engine Model	OM926
Maximum Power, KW	180Kw @2200 rpm
Maximum Torque, Nm	850 Nm @ 1200 - 1600 rpm
No. of Cylinders, CC	6, 7200
Emission Std	Bharat Stage VI

Transmission

Gear Box Model & Type	Improved G85, 6F+1R, Mechanical, Synchromesh Gears
Clutch Type	Single Dry Plate, Hydraulic Control
Clutch Dia, (mm)	395, 3.5 mm

Axle

Front Axle	IF 7.0
Rear Axle	RA 1:IR440-11 & RA2: IT- 10
RAR	5.875

Chassis Frame & Suspension

Frame Section (D X W X T) (mm)	284 x 70 x 7			
Front Suspension	Parabolic Type Leaf Spring with 2 Hydraulic Shock Absorbers			
Rear Suspension	Balancer Type Semi-Elliptical Leaf Spring			
Anti-Roll Bar	Front: Standard, Rear applicable for: Hazards Goods Pack (HGP) & High Centre of Gravity (HCG)	Front: Standard, Rear applicable for: High Centre of Gravity (HCG)	Front: Standard, Rear applicable for: High Centre of Gravity (HCG)	Front: Standard, Rear applicable for: High Centre of Gravity (HCG)

Brakes

Service Brake	Pneumatic, Foot Operated, Dual Line with ABS
Parking Brake	Pneumatically Operated Hand Control Valve
Front Axle Brake	Ø 410 drum
Rear Axle Brake	Ø 410 drum

Steering

Steering Type	Hydraulic Power Assisted
---------------	--------------------------

Fuel Tank & Electricals

Fuel Tank / Filling Capacity	380L/355L & 200L/185L (POL tanker)
Adblue Tank	60L/51L
Battery Capacity	120AH (Std) / 130AH (For HAP)
Voltage	24V

Performance

Maximum Gradeability %	23.50%			
Maximum Geared Speed kmph	80 kmph (std)/60 kmph(POL tanker)			
TCD*	18.7m	21.6m	22.5m	22.5m

Tyres (Size, Pattern)

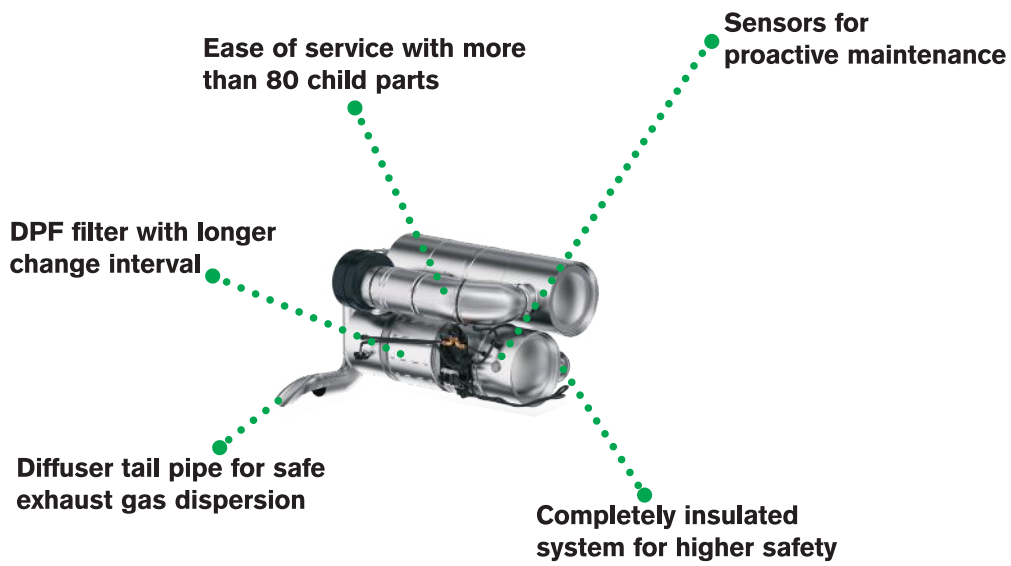
Pattern and Size	Radial Tyres (Rib & Lug Pattern - 11R20 or 295/90R20) Tubeless Tyres (All Wheel Pattern - 295/80R22.5) Tubeless Tyres (Rib & Lug Pattern - 295/80R22.5)
------------------	---------------------------------------------------------------------------------------------------------------------------------------------------------------

Weight

Gross Vehicle Weight - GVW(kgs)	28000 Kgs(295/80R22.5 & 295/90R20), 27960 Kgs(11R20)
---------------------------------	------------------------------------------------------

*For respective wheelbases

Globally Proven SCR Technology



Your truck at your fingertips



With Truckconnect, an interactive portal that uses real-time vehicle data, you can monitor and analyse your fleet and processes. The core objective of Truckconnect is to increase uptime, provide 24/7 support service, monitor real-time fleet performance and ensure the drivers' safety.



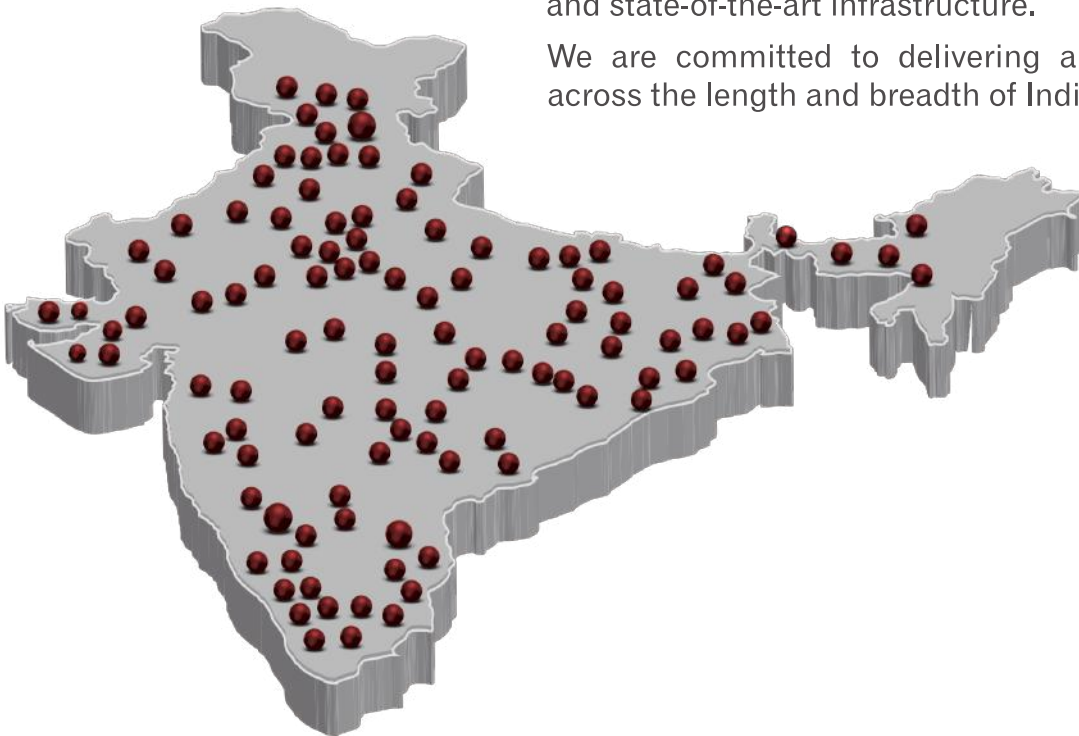
The all-round services package for your truck



Within reach. No matter where you are.

We believe that the customer's convenience is paramount. Area sales offices in 14 leading cities and a network covering 236 locations mean that you can quickly purchase a BharatBenz truck, whenever and wherever the need arises. We are already setting benchmarks in the Indian trucking industry with well-trained sales staff, highly qualified service personnel, customized services and products and state-of-the-art infrastructure.

We are committed to delivering a superlative experience across the length and breadth of India.



Daimler India Commercial Vehicles Pvt. Ltd.

SIPCOT Industrial Growth Centre, Oragadam, Mathur Post, Sriperumbudur Taluk,
Kancheepuram District - 602105, Tamil Nadu, India.

Toll Free No. : 1800-120-380380 (Service), 1800-121-380380 (Sales), 1800-120-381381 (Parts) Website: www.bharatbenz.com



All specifications and technical data present are only indicative in nature and can be changes or revised by OEM at any given point of time.