




BHARATBENZ

PROFIT
TECHNOLOGY 

LEAD THE CHANGE
WITH **1415R (4x2)**



Bharat 6



Your BharatBenz comes with a pool of best in class features

Safety

- **Seatbelt Reminder:**
Ensures superior safety to the driver and co-driver.
- **Demister:**
Removes fog from the windshield ensuring 100% visibility at all times.
- **Daytime Running Lamp:**
Ensures vehicle visibility during daytime as well.
- **RPAS:**
Reverse parking assistant using acoustic alarms.
- **Rear Camera:**
State-of-the-art technology that aids in safer and faster reversing.

Comfort

- **Heating, Ventilation & AC (HVAC):**
High throw air conditioning and climate control for all extreme weathers.
- **Music System:** For entertainment and information on the go.
- **Power Windows:**
Windows that can be raised or lowered just with the press of a button.
- **Central Locking:**
Locks the whole cabin with just a flick of the driver-side lock handle.
- **Static Steering:**
Enables easier maneuverability during tight turns.
- **Tilt & Telescopic Steering:**
Allows the driver to adjust the steering wheel to suit their driving posture.



ENGINE

Designed for higher efficiency, longer life and maximum power with optimal fuel consumption to enable you to maximize your revenues.



ALL WEATHER RESISTANT CHASSIS

500 hours of salt spray testing done to withstand moist and humid environment and prevent rusting for longer life.



IMPROVED AIR DRIER

Wider cut-in/cut-out range in the air drier ensures lesser power drawn by air compressor, thus ensuring less load on engine resulting in higher fuel efficiency.



SOLAR WINDSHIELD

Windshield coated with multiple layers of Infrared absorbing material to reduce heat penetration thus increasing the cooling efficiency and reducing the temperature within cabin up to 2 degrees.



ANTI-ROLL BAR (Optional)

The anti-roll bar increases vehicle stability on application with high centre of gravity. This improves driving confidence and safety especially during cornering at high speeds.




FUEL THEFT PROTECTION MESH

A meshed grill is placed at the mouth of the fuel tank to prevent any fuel theft between trips.



INTAKE THROTTLE VALVE

This valve controls optimal air input into the engine leading to better thermal & emission management which results in improved fuel efficiency.



G85 WITH IMPROVED GEAR RATIO

Improved gear ratios to ensure higher torque and better gradeability.



WIDER LOAD BODY & LONGER LOADING SPANS

Capacity to transport higher amount of load thus increasing productivity.



OPTIMIZED RAR

Optimal Rear Axle Ratios to ensure better fuel efficiency.



LONGER SERVICE INTERVALS

Ensures minimised number of visits to the dealership thus reducing cost of maintenance.



ADVANCED AERODYNAMIC CABIN

Offers the lowest air drag.



LARGEST-IN-CATEGORY ADBLUE TANK

A capacity of 43L, for longer AdBlue filling interval for better uptime.



LARGEST-IN-CATEGORY CLUTCH

With a diameter of 362 mm for longer clutch life and lower maintenance cost.




HIGH RESISTANT CABIN PAINT

With 800 hours of UV testing done for better cabin paint reliability.

Designed to Deliver.

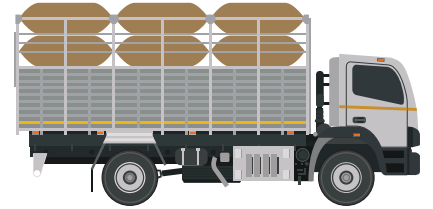
The major applications of BharatBenz 1415R/RE include the transportation of:



Poultry goods



White Goods



Agri goods



Auto Parts



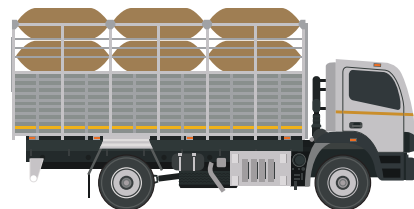
Parcel & Logistics



Tankers



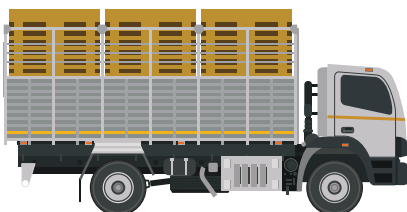
E-Commerce



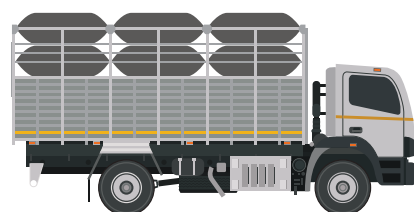
Market Load (perishable)



Reefer



Fruits & Vegetables



Cement

Technical Specifications

1415R / RE

Vehicle Dimensions

Wheel Base (mm)	3360	3760	4250	4800	5050
Cabin	Day	Day	Day	Day	Day
Loading Span (ft)/ Loadbody cpc (Cu.m)	14.6ft	17ft	20ft	22ft	24ft
Overall Length (mm)	6380	7075	8030	8580	9295
Overall Width (mm)	2135	2135	2135	2135	2135
Overall Height (mm) (CBC – Radial/Tubeless tyre)	2480/2475	2480/2475	2480/2475	2480/2475	2480/2475
Front Overhang (mm)	1275	1275	1275	1275	1275
Rear Overhang (mm)	1745	2040	2505	2505	2970
Ground Clearance (mm) (CBC – Radial/Tubeless tyre)	225/220	225/220	225/220	225/220	225/220

Engine

Engine Model	4D34i
Maximum Power, KW	110 Kw @ 2500 rpm
Maximum Torque, Nm	460 Nm @ 1200 - 1600 rpm
No. of Cylinders, CC	4, 3900
Emission Std	Bharat Stage VI

Transmission

Gear Box Model & Type	Improved G85, 6F+1R, Mechanical, Synchromesh Gears
Clutch Type	Single Dry Plate, Hydraulic Actuated
Clutch Dia (mm)	362

Axle

Front Axle	IF 5.0				
Rear Axle	DANA S 145				
Rear Axle Ratio*	6.33 (S) 4.56 (O)	6.33 (S) 4.56 (O)	4.56 (S) 6.33 - (Optional / HAP)	4.56 (S) 6.33 - (Optional / HAP)	4.56 (S) 6.33 - (Optional / HAP)

Chassis Frame & Suspension

Frame Section (D X W X T) (mm)	230x80x7
Front Suspension	Multileaf Spring
Rear Suspension	Multileaf Spring
Anti-Roll Bar	Optional (front & rear)

Brakes

Service Brake	Pneumatic, Foot Operated, Dual Line with ABS
Parking Brake	Spring Actuated with Hand Brake Valve @ Cab
Front Axle Brake	Ø 360 drum
Rear Axle Brake	Ø 360 drum

Steering

Steering Type	Hydraulic Power Assisted
---------------	--------------------------

Fuel Tank & Electricals

Fuel Tank / Filling Capacity*	171L/160L	215L/200L	215L/200L	215L/200L	215L/200L
Adblue Tank	43L / 36L				
Battery Capacity	75Ah/100AH (HAP)				
Voltage	24V				

Performance

Maximum Gradeability %	With 4.56 RAR - 22.17% (14t) & 22.4% (14.5t) Remaining RAR - 31.87% (14t) & 32.2% (14.5t)				
Maximum Geared Speed	70 Kmph				
TCD*	13.4m	13.8m	15.7m	17.6m	19.7m

Tyres (Size, Pattern)

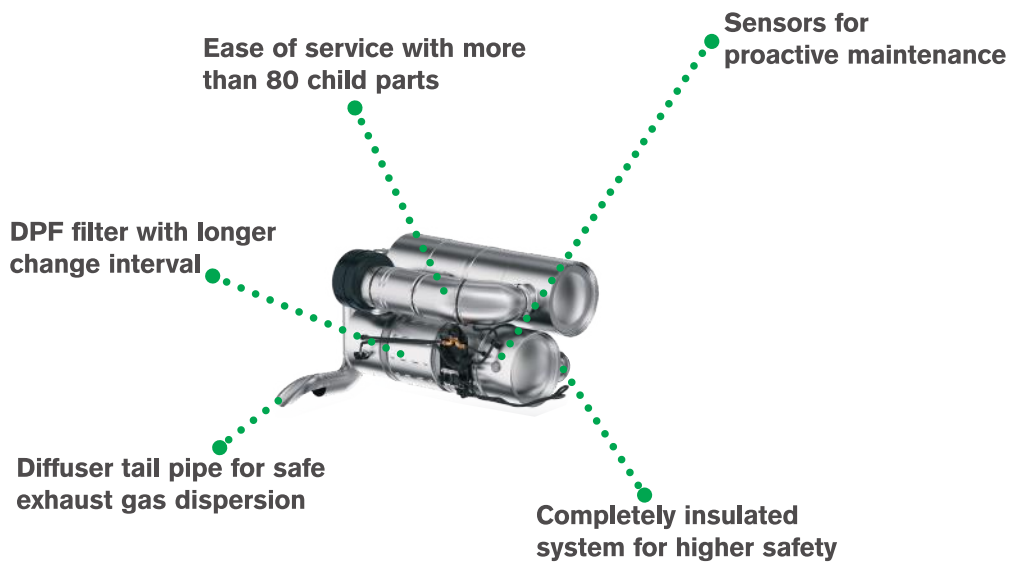
Type (Size)	Radial Tyres (8.25R20) Tubeless Tyres (255/70R22.5)
-------------	--

Weight

Gross Vehicle Weight - GVW	14050kgs/14500kgs (Only tubeless tyre)
----------------------------	--

*For respective wheel bases.

Globally Proven SCR Technology



Your Truck at your Fingertips



With Truckconnect, an interactive portal that uses real-time vehicle data, you can monitor and analyse your fleet and processes. The core objective of Truckconnect is to increase uptime, provide 24/7 support service, monitor real-time fleet performance and ensure the drivers' safety.

ROUTE PLAY BACK

FLEET ANALYTICS

INSTANT ALERTS

FIND MY TRUCK

TRUCKCONNECT

FUEL MONITORING

REPORTING

DIAGNOSTIC ERROR CODES

DRIVER SCORE

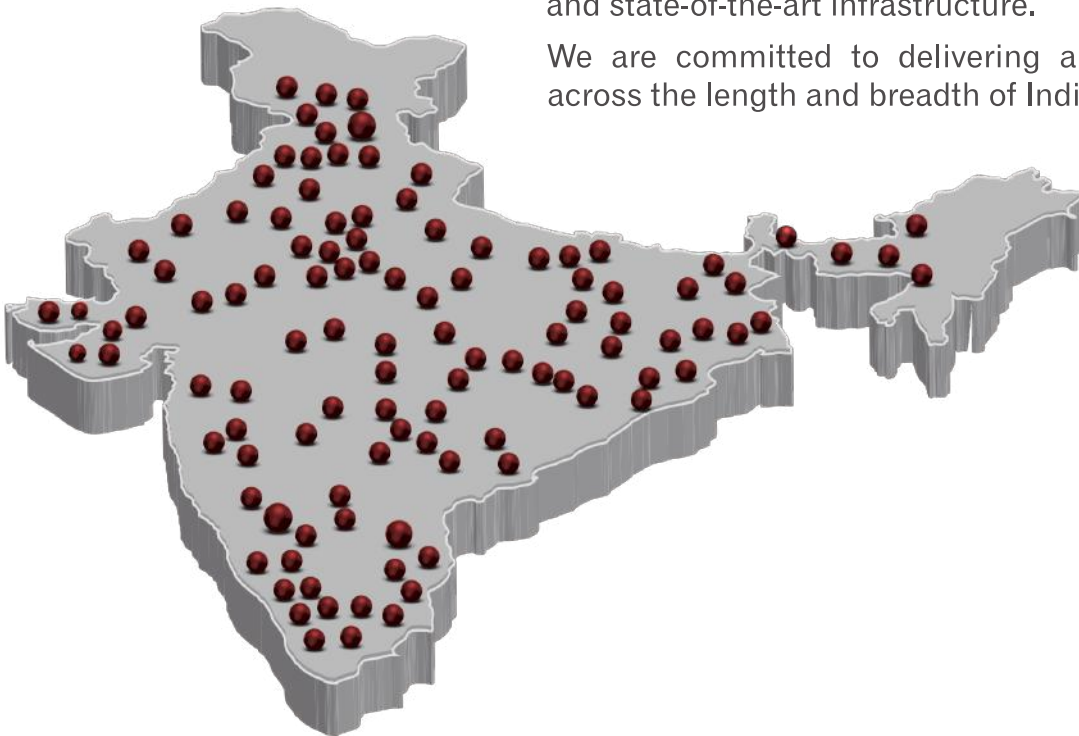
The All-round Services Package for your Truck



Within Reach. No Matter Where You Are.

We believe that the customer's convenience is paramount. Area sales offices in 14 leading cities and a network covering 236 locations mean that you can quickly purchase a BharatBenz truck, whenever and wherever the need arises. We are already setting benchmarks in the Indian trucking industry with well-trained sales staff, highly qualified service personnel, customized services and products and state-of-the-art infrastructure.

We are committed to delivering a superlative experience across the length and breadth of India.



Daimler India Commercial Vehicles Pvt. Ltd.

SIPCOT Industrial Growth Centre, Oragadam, Mathur Post, Sriperumbudur Taluk,
Kancheepuram District - 602105, Tamil Nadu, India.

Toll Free No. : 1800-120-380380 (Service), 1800-121-380380 (Sales), 1800-120-381381 (Parts) Website: www.bharatbenz.com



All specifications and technical data present are only indicative in nature and can be changes or revised by OEM at any given point of time.